

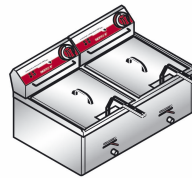
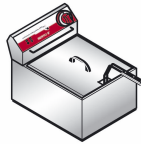
Mod. ELT 18B-E












Cod. 19340000

chefline Fastfry

Mod. ELT 18+18B-E

Cod. 19360000



	ELT 18B-E	ELT 18+18B-E
	mm 365 x 530 x 310 h	mm 750 x 530 x 310 h
	mm 245 x 300 x 115 h	mm 245 x 300 x 115 h
	Lt 13	Lt 13 + 13
 TOT.	kW 9	kW 9 x2
	380-415 V3~	380-415 V3~
 20±190°C	5 min	5 min
 PROD.	4 min	4 min
 kg	kg 2	kg 2 + 2
 MAX PROD.	kg/h 30	kg/h 60
	kg 18	kg 30
	m³ 0,15	m³ 0,28